

Cambay Carbon Capture & Storage Scheme

Roland Wessel

January 2023

DISCLAIMER

The information set out in this presentation ("Presentation") has been produced by Synergia Energy Ltd ("Company"). The Presentation does not constitute or form part of any offer or invitation to sell or issue, or any solicitation of any offer to purchase or subscribe for, any shares in the Company, nor shall any part of it nor the fact of its distribution form part of or be relied on in connection with any contract or investment decision relating thereto, nor does it constitute a recommendation regarding the securities of the Company.

The Presentation has not been fully verified, does not purport to contain all information that a prospective investor may require and is subject to material updating, revision and amendment. The information and opinions contained in the Presentation are provided as at the date of the Presentation and are subject to change without notice. In furnishing this document, the Company does not undertake or agree to any obligation to update this presentation or to correct any inaccuracies in, or omissions from, the Presentation that may become apparent.

No reliance may be placed for any purposes whatsoever on the information or opinions contained in the Presentation or on its completeness. No representation or warranty, express or implied, is given by or on behalf of the Company, its directors, officers or employees or any other person as to the accuracy or completeness of the information or opinions contained in the Presentation and no liability whatsoever is accepted by the Company or any of its members, directors, officers or employees nor any other person for any loss howsoever arising, directly or indirectly, from any use of such information or opinions or otherwise arising in connection therewith.

The information set out in the Presentation has not been written or approved by an authorized person in accordance with Section 21 of the Financial Services and Markets Act 2000. The contents of the Presentation are not to be construed as legal, business, investment or tax advice nor does it constitute a recommendation regarding any transaction. Each recipient should consult with their own legal, business, investment and tax adviser as to legal business, investment and tax advice.

Certain statements, beliefs and opinions in this presentation, are forward-looking, which reflect the Company's or, as appropriate, the Company's directors' current expectations and projections about future events. By their nature, forward-looking statements involve a number of risks, uncertainties and assumptions that could cause actual results or events to differ materially from those expressed or implied by the forward-looking statements. These risks, uncertainties and assumptions could adversely affect the outcome and financial effects of the plans and events described herein. Forward-looking statements contained in the Presentation regarding past trends or activities should not be taken as a representation that such trends or activities will continue in the future

Cambay CCS Overview

- Transportation and storage of CO₂ from up to 16 major CCGT and coal-fired power stations located in the proximity of the Synergia-operated Cambay field, Gujarat state
- Scheme involves CO₂ extraction from exhaust streams of power stations resulting in zero-CO₂ emission power generation
- Gaseous CO₂ transported via onshore pipeline network to a CCS hub located on the Cambay field for permanent storage in extensive Olpad saline aquifer

11.2 GW

Peak power generation
capacity

14 CCGT & coal-fired power
stations

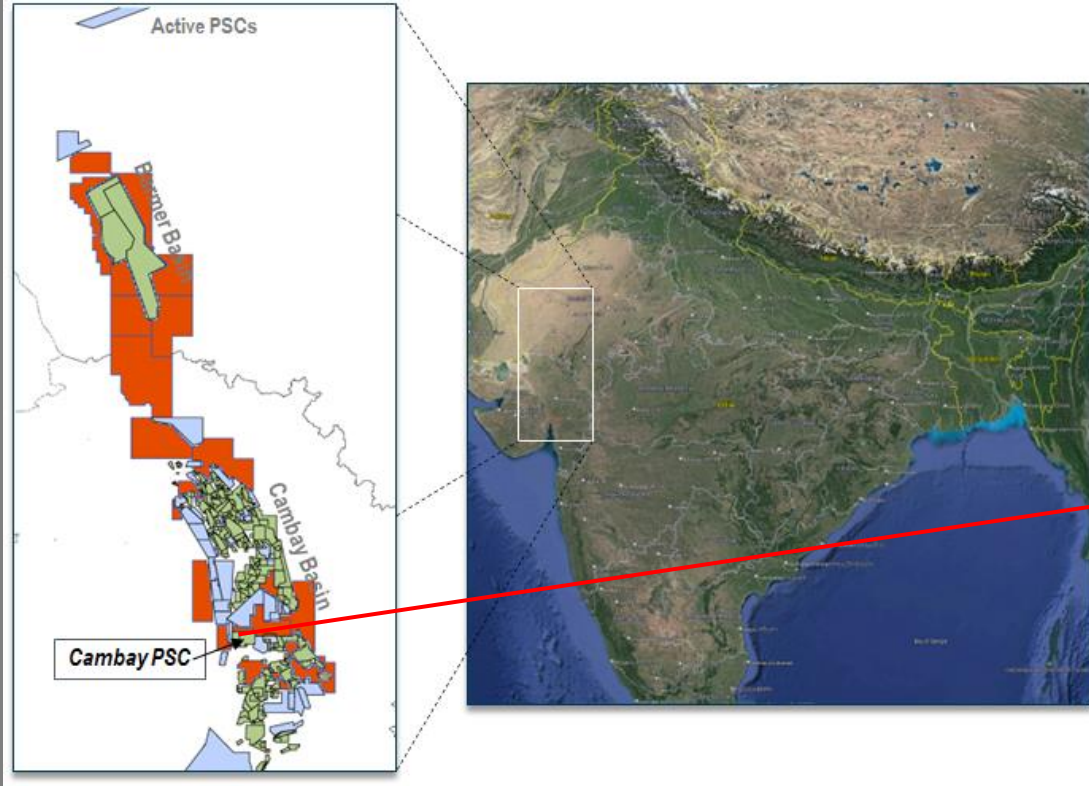
43 MTa CO₂

Peak emissions

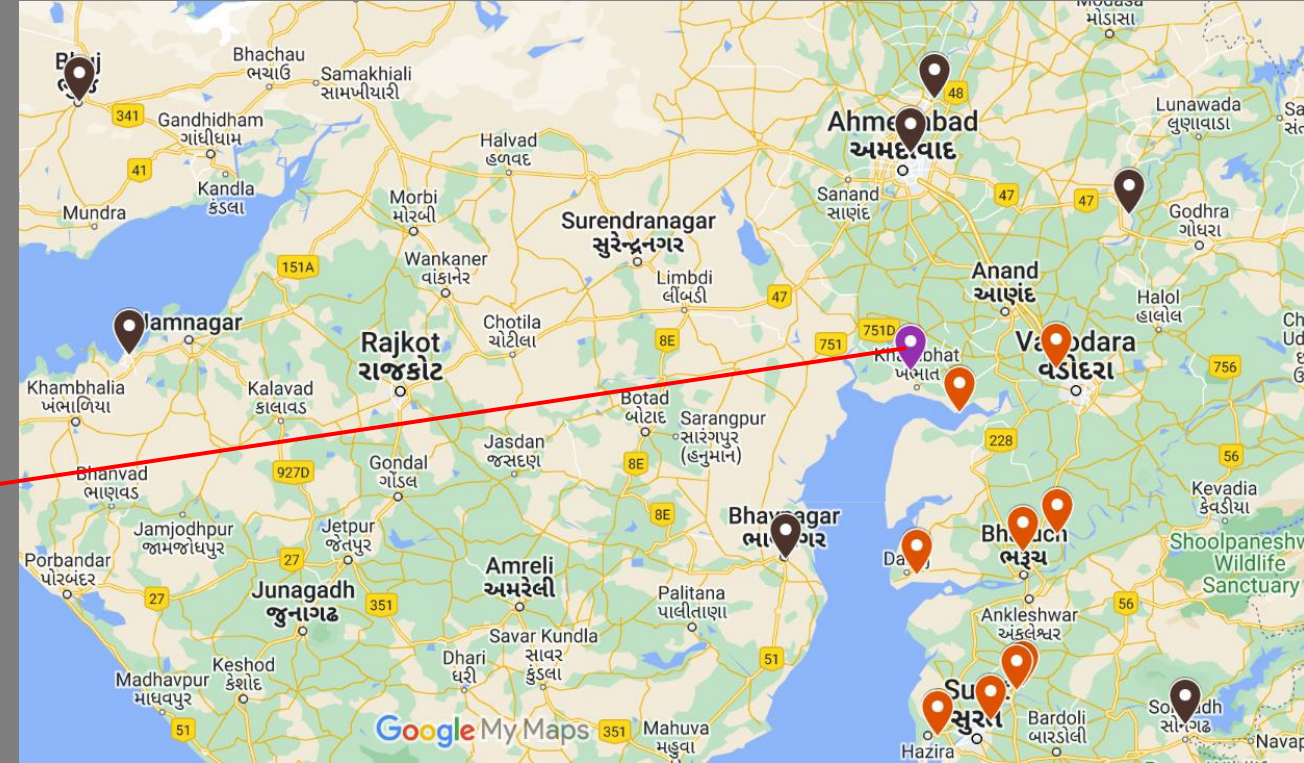
500+ MT CO₂

Targeted
Storage capacity

Cambay CCS Overview (cont.)



Synergia Energy's Cambay gas field location

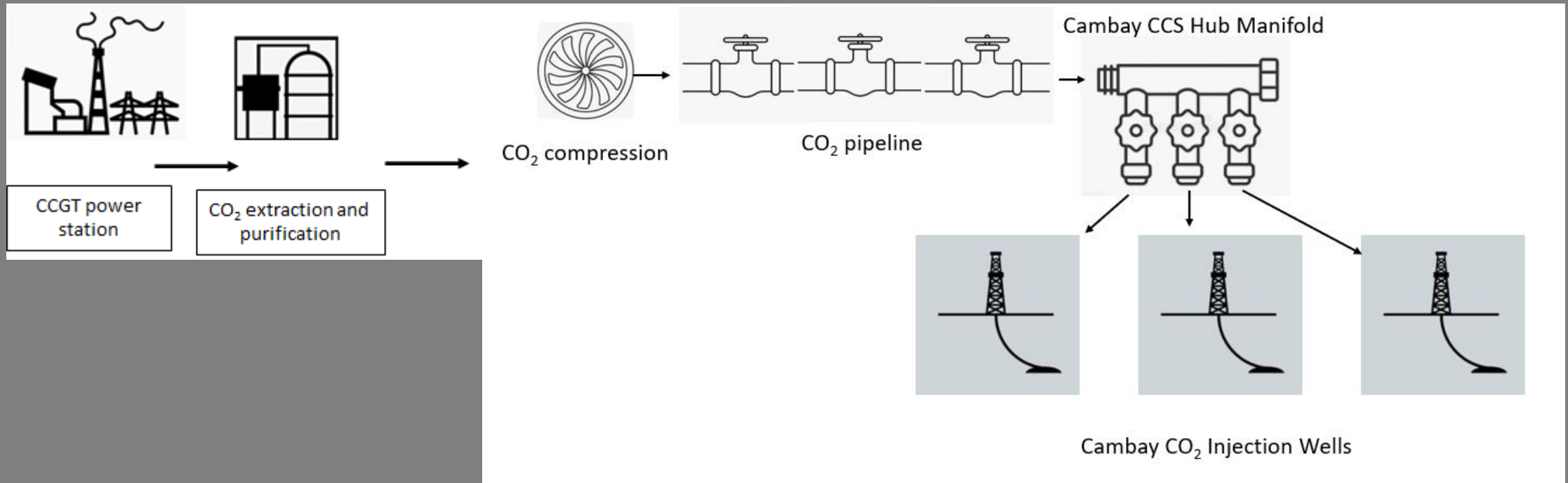


Gujarat State CCGT (red) and coal-fired (black) Power Stations locations. Location of proposed Cambay CCS hub (purple)

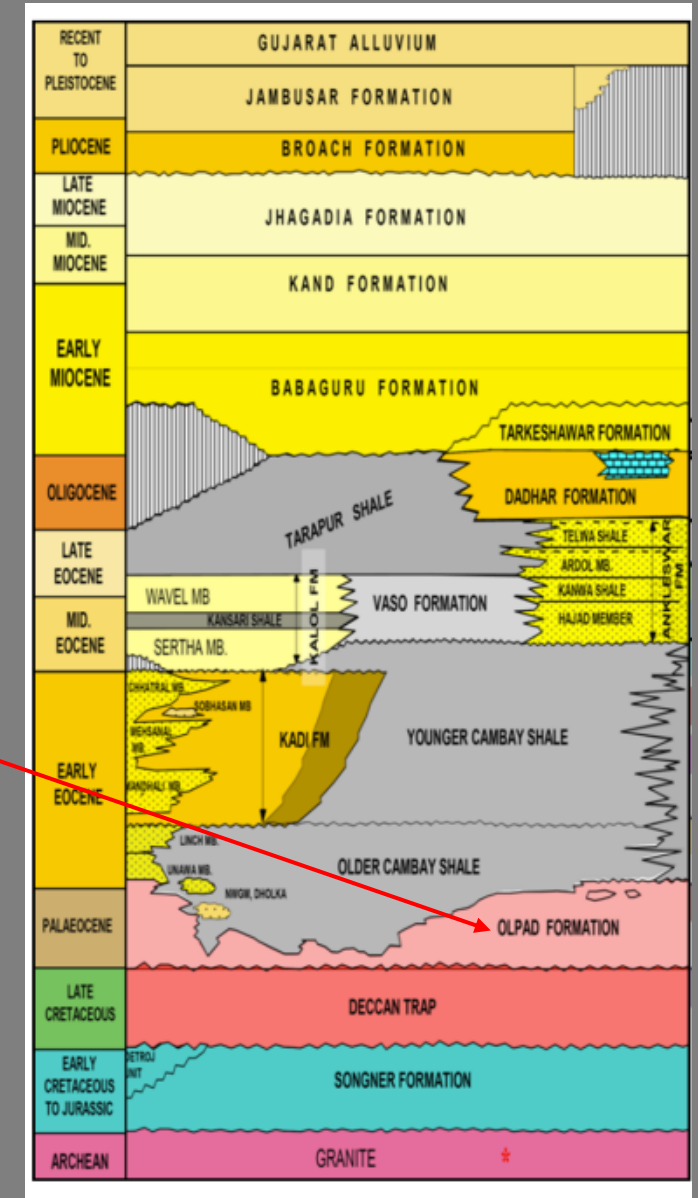
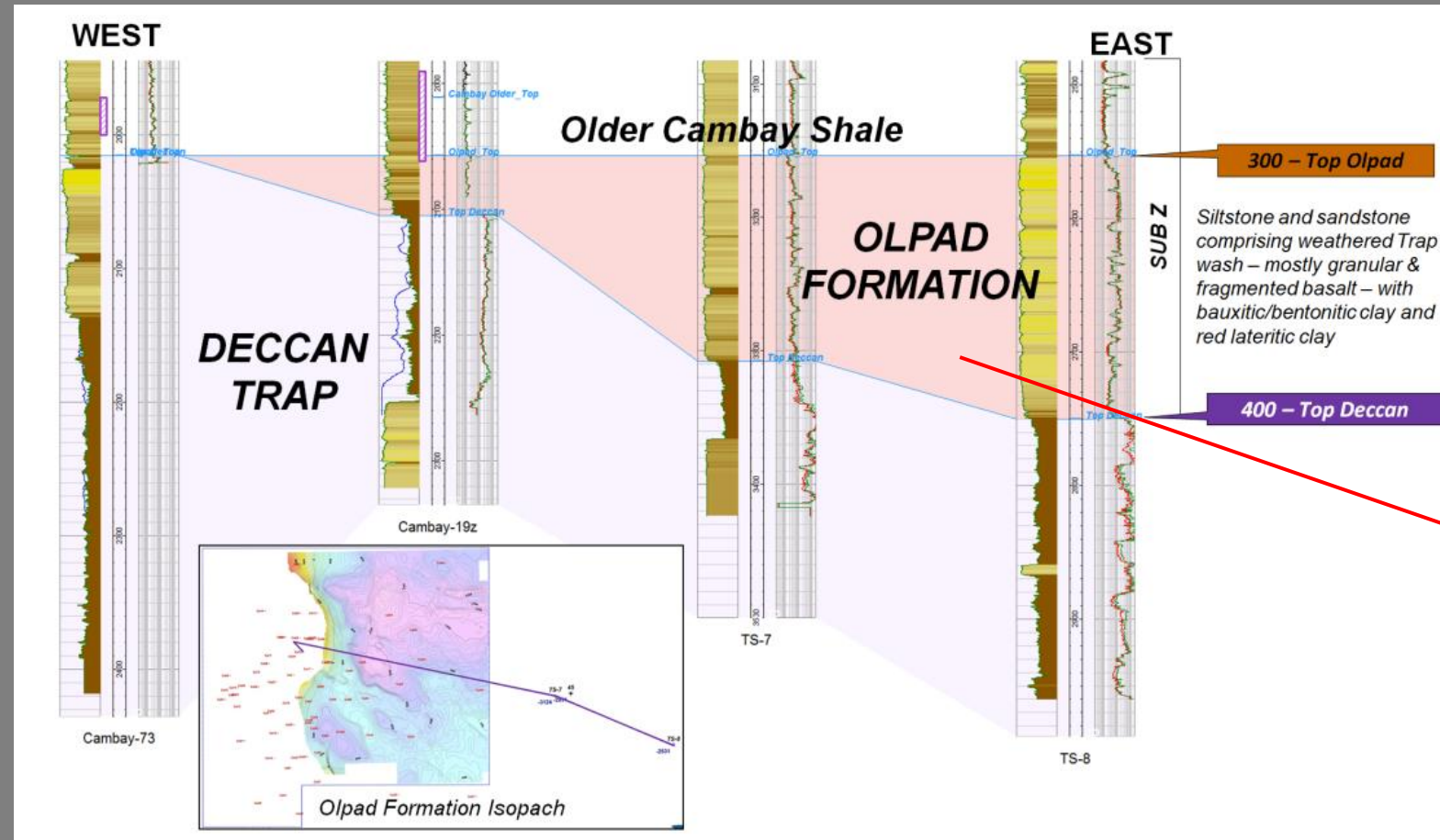
Cambay CCS Proposed Scheme Methodology

- The project is a simple carbon capture and storage scheme and involves:
 - Separation of CO₂ from power station exhaust streams in situ
 - Transportation of separated CO₂ to Cambay CCS hub via CO₂ pipeline
 - CO₂ at Cambay is distributed to CO₂ injection wells for permanent storage in Olpad underground formation

Cambay CCS Schematic



Cambay CO₂ storage – Olpad Fm



Cambay CO₂ storage – Olpad Formation

- Extensive over Cambay PSC
- Palaeocene conglomerates
- 2000 – 3000 meters vertical depth
- 50-500 meters thickness increasing west to east
- Established sealing mechanism of overlying shale formations
- 10-25% porosity
- Permeability (and hence CO₂ injectivity) to be determined via appraisal well
- Potential for 500+ MT CO₂ storage

Key Assumptions

- Average CCGT CO₂ emissions of 371 metric tons per GWh
- Average coal-fired power station emissions of 846 metric tons per GWh
- In-situ CO₂ capture and compression into CO₂ pipeline network connected to Cambay CCS hub
- CO₂ distributed via Cambay Hub manifold to dedicated CO₂ injection wells to be permanently stored in Olpad formation on the Synergia Energy operated Cambay PSC at depths in excess of 2000 meters

Cambay CCS potential emitter candidates

			Gujarat Power Stations						
Power Station Name	Location	Operator	Type	Nominal Peak Output, MW	CO2 emissions, T/day	CO2, 80% load, 95% recovery, T/day	CO2, 80% load, 95% recovery, T/year	CO2 gas emissions per day, m3	CO2 gas emissions per day, BCF
CLP Bharuch	Surat	NTPC	CCGT	655	5832	4432	1,617,830	2,464,421	0.09
Ukai	Tapi	GSECL	Coal	850	17258	13116	4,787,480	7,292,710	0.26
GIPCL Baroda	Vadodara	GIPCL	CCGT	310	2760	2098	765,691	1,166,367	0.04
Kawas Hazira	Surat	NTPC	CCGT	645	5743	4365	1,593,130	2,426,796	0.09
Utran	Surat	GSECL	CCGT	375	3339	2538	926,239	1,410,928	0.05
Amgen	Ahmedabad	Torrent	Coal	362	3223	2450	894,129	1,362,016	0.05
Unosugen	Akhakhhol	Torrent	CCGT	382	3401	2585	943,528	1,437,265	0.05
Sugen Mega	Akhakhhol	Torrent	CCGT	1147	10213	7762	2,833,055	4,315,558	0.15
Dhuvaran	Dhuvaran	GSECL	CCGT	594	5289	4020	1,467,162	2,234,910	0.08
NTPC Jhanor Gandhar	Bharuch	NTPC	CCGT	648	5770	4385	1,600,540	2,438,083	0.09
DGEN Torrent	Dahej	Torrent	CCGT	1200	10685	8120	2,963,964	4,514,969	0.16
GSECL Bhavnagar	Bhavnagar	GSECL	Coal	500	10152	7716	2,816,165	4,289,829	0.15
Gardhinagar	Ahmedabad	GSECL	Coal	630	12792	9722	3,548,368	5,405,185	0.19
Kutch	Kutch	GSECL	Coal	150	3046	2315	844,849	1,286,949	0.05
Sikka	Jamnagar	GSECL	Coal	500	10152	7716	2,816,165	4,289,829	0.15
Wanakbori	Keda	GSECL	Coal	2270	46090	35028	12,785,388	19,475,824	0.69
Total				11218	155,745	118,366	43,203,683	65,811,638	2.32

Cambay CCS Commercial Framework

- Synergia Energy to offer emitters long-term CO₂ transportation and storage contracts
- Emitting power stations responsible for CO₂ extraction plant adjacent to power stations
- Synergia Energy constructs and operates CO₂ pipeline network
- Synergia Energy responsible for CO₂ from export flange at power stations through to permanent storage on Cambay field

Cambay CCS Economic Drivers

- Emitters to be offered long-term (10-year+) CO₂ transportation and storage contracts
- Economics to be driven by Gol carbon credit scheme costings
- T&S contract plus CO₂ capture cost to be competitive with carbon credit incentives
- Result is zero-carbon power generation

Cambay CCS Scheme next steps

- Scheme is subject, inter alia, to Government of India and DGH approvals and consents
- The scheme is conceptual and requires additional detailed engineering and sub-surface studies and potentially an appraisal well to verify the Olpad formation characteristics
- Initial discussions to be held with potential CO2 emitter customers
- Scheme is subject to funding and the establishment of a robust commercial and regulatory framework